



STUDENT _____

GROUP _____

INSTRUCTOR _____


DATE _____

Math Lab Lesson #1 Group Activity:

Interpreting Percentages

★ **ACTIVITY LAUNCH:**

1. Shade in about 90% of the circle



2. Circle about 66% of the baseballs



3. Shade in about 12% of this rectangle:

**TURN OVER →**



★ **ACTIVITY:** Complete the Word Scramble

12 5 9 1 8 4 6 10 2 11 3 7 8

KEY:

$O = 1\%$

$T = 10\%$

$N = 12.5\%$

$G = 16\%$

$S = 25\%$

$R = 30\%$

$H = 37.5\%$

$M = 40\%$

$K = 45\%$

$W = 50\%$

$D = 66.6\%$

$I = 75\%$


$B = 92\%$

$E = 100\%$

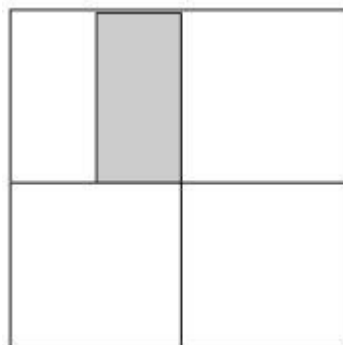


What percent of the shape is shaded?

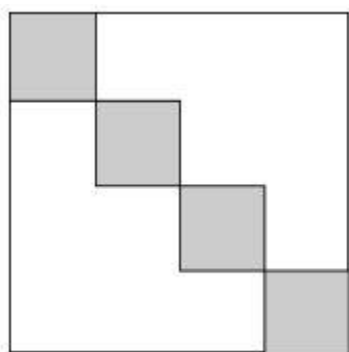
1



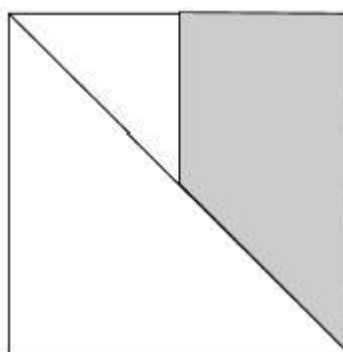
2



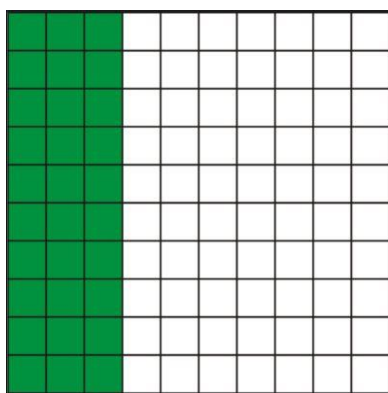
3



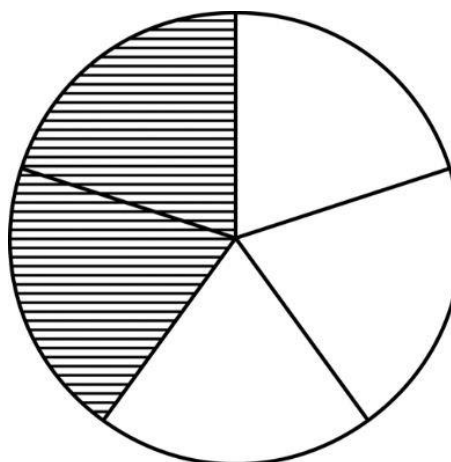
4



5



6



7

Juan invited 53 friends to his graduation party. They all showed up. What percentage of Juan's friends showed up?

8

A dime is what percent of a dollar?



8 (This is not a typo)

A penny is what percent of a dime?



**9**

A penny is what percent of a dollar?

**10**

A skateboarder can do a trick and turn 270° . What percent of a complete turn is this?

(Hint: a complete turn is 360°)


11

It's the probability that you roll a factor of 2 or a factor of 3 when you roll a 6-sided die



12

The diagram below shows trees in a forest. The circles and triangles represent trees, and the blank spaces represent areas where there are no trees.



Which choice below is the best approximation of the percentage of area in this forest that has no trees?

45%

16%

92%